

FEP Polymer

FEP – Fluorinated Ethylene Propylene

Overview-

The development of PTFE (polytetrafluoroethylene) was a significant breakthrough in polymer science. The special processing requirements of PTFE led researchers to develop a melt-processable version of PTFE resulting in FEP. This new resin was compatible with existing processing methods and equipment. Melt processability also allowed for long continuous extrusions of FEP in applications such as wire and cable wrapping.

While similar to PTFE in many of its properties, FEP has its own preferred attributes. It has a slightly higher coefficient of friction, lower continuous service temperature, and is more transparent than PTFE. FEP also offers lower gas and vapor permeability properties and excellent UV resistance.

FEP's expanded attributes make it ideal for a diverse range of applications from environmental monitoring equipment to medical devices.

Fillers available with FEP extrusions:

- *Radio-opaque*
(bismuth trioxide and bismuth oxychloride)
- Carbon
- Pigments
- More available upon request



CHEMICAL RESISTANCE



DIELECTRIC STRENGTH



OPTICAL CLARITY



FEP tubing can be formed post-extrusion for many applications and custom solutions.

APPLICATIONS

- Catheter componentry
- Wire and cable insulation
- Analytical and fluid management tubing
- Protection for fiber optics

AVAILABLE PRODUCTS

- Tubing
- Sub-Lite-Wall™ tubing and heat shrink
- Custom profiles
- Heat shrink
- Monofilament and drawn fiber
- Multi-lumens and co-extrusions
- Convoluted tubing

QUICK SUMMARY OF PROPERTIES


















- Class VI biocompatibility
- Chemical resistance
- High dielectric strength
- Sterilizable (Gamma, EtO, E-beam)
- Working temperature to 204 °C / 400 °F



FEP

The information presented in this publication is believed to be accurate and is not intended to constitute a specification. Property characteristics are dramatically impacted by geometry and processing method, thus properties of extruded parts may vary. In some instances, data may not be available for publication and will be notated as “na” where applicable.

These tables are meant to serve as a general guideline only. Users should evaluate the material to determine suitability for their own particular application.

PHYSICAL		ASTM	FEP
	Density (g/cm ³)	D792	2.12 - 2.17
	Water Absorption (%)	D570	≤ 0.01
	Oxygen Index (%)	D2863	≥ 95
MECHANICAL		ASTM	FEP
	Hardness, Shore D	D2240	55 - 56
	Ultimate Tensile Strength (MPa)	D638	19.6 - 34.32
	Elongation at Break (%)	D638	300 - 400
	Modulus of Elasticity (MPa)	D638	343
	Flexural Modulus (MPa)	D790	539 - 637
	Coefficient of Friction	D1894	0.04 - 0.06
ELECTRICAL		ASTM	FEP
	Volume Resistivity (Ω - cm)	D257	< 1.0 × 10 ¹⁸
	Dielectric Constant 1 MHz	D150	2.03 - 2.10
	Dielectric Strength (V/mil)	D149	500 - 2023
THERMAL		ASTM	FEP
	Thermal Conductivity (W/m - K)	C177	0.250
	Maximum Service Temp, Air (°C)	na	200
	Melt Temp (°C)	D4591	260 - 275
	Decomposition Temp (°C)	AIR	450
	Coefficient of Thermal Expansion, Linear 20° (μm/m-°C)	D696	83 - 105

